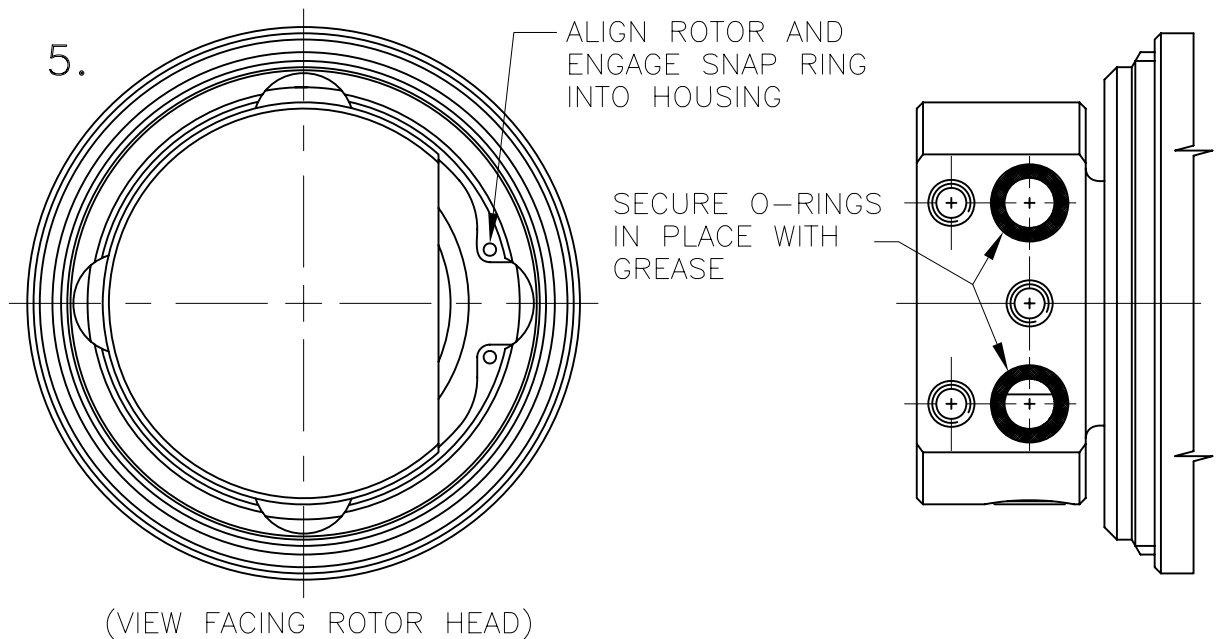
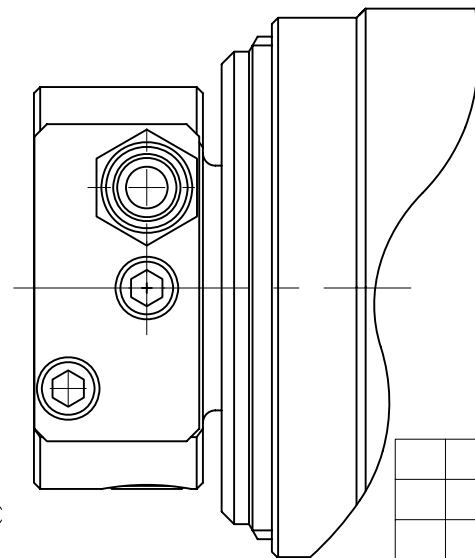
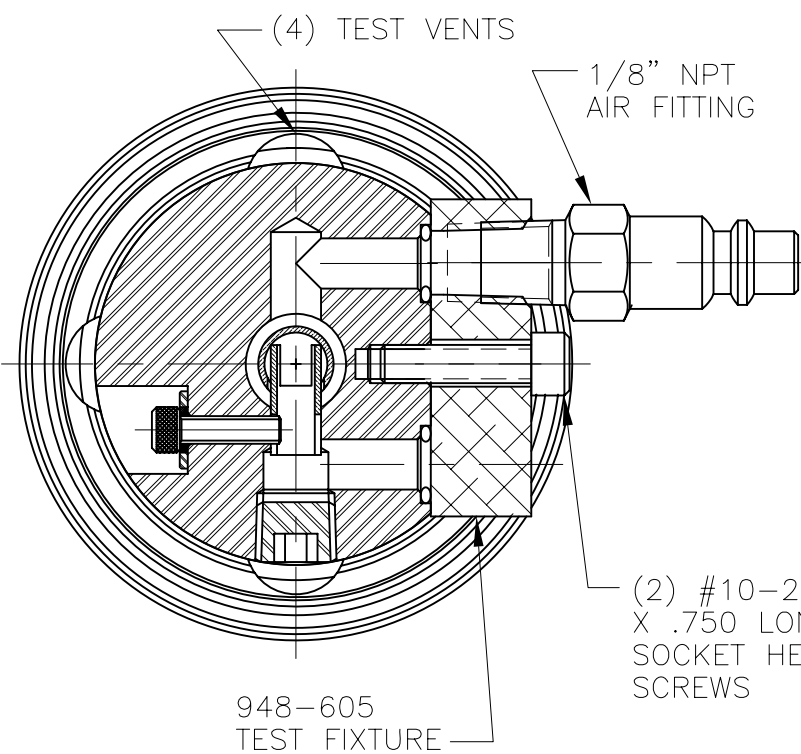


TESTING

ASSEMBLE TEST FIXTURE AS SHOWN. ATTACH AIR SUPPLY TO FITTING AND TEST WITH 50 PSI MIN. AIR PRESSURE. APPLY SOAP WATER SOLUTION TO TEST VENTS; IF NO BUBBLE RISES, UNION IS OK.



LET.	REVISION	ECO	DATE	SIGN

EQUIPMENT REF:  
 948-600 UNION  
 948-603 FIXTURE  
 948-605 TEST FIXTURE

UNLESS OTHERWISE SPECIFIED:  
 1. UNTOLERANCED DIMENSIONS ±.010  
 2. MACHINED DIAS CONCENTRIC WITHIN .005 T.I.R.  
 3. COUNTERSINK TAPPED HOLES TO FIRST THREAD  
 4. REMOVE BURRS AND SHARP CORNERS .010 MAX  
 5. ANGLE TOLERANCE ± 1/2°  
 6. ALL DIMENSIONS ARE FINISHED  
 7. DIP PARTS IN CORROSION PREVENTATIVE OIL

SCALE	FULL	DWG SIZE	B
DRN	LG	05/18/98	
ENGR	LG	05/18/98	
APPD			

**DEUBLIN COMPANY**  
 WAUKEGAN, ILLINOIS, U.S.A.

TITLE:  
 ASSEMBLY INSTRUCTIONS  
 FOR 948-600 UNION

NO. DA-71 C.A.D DRAWING